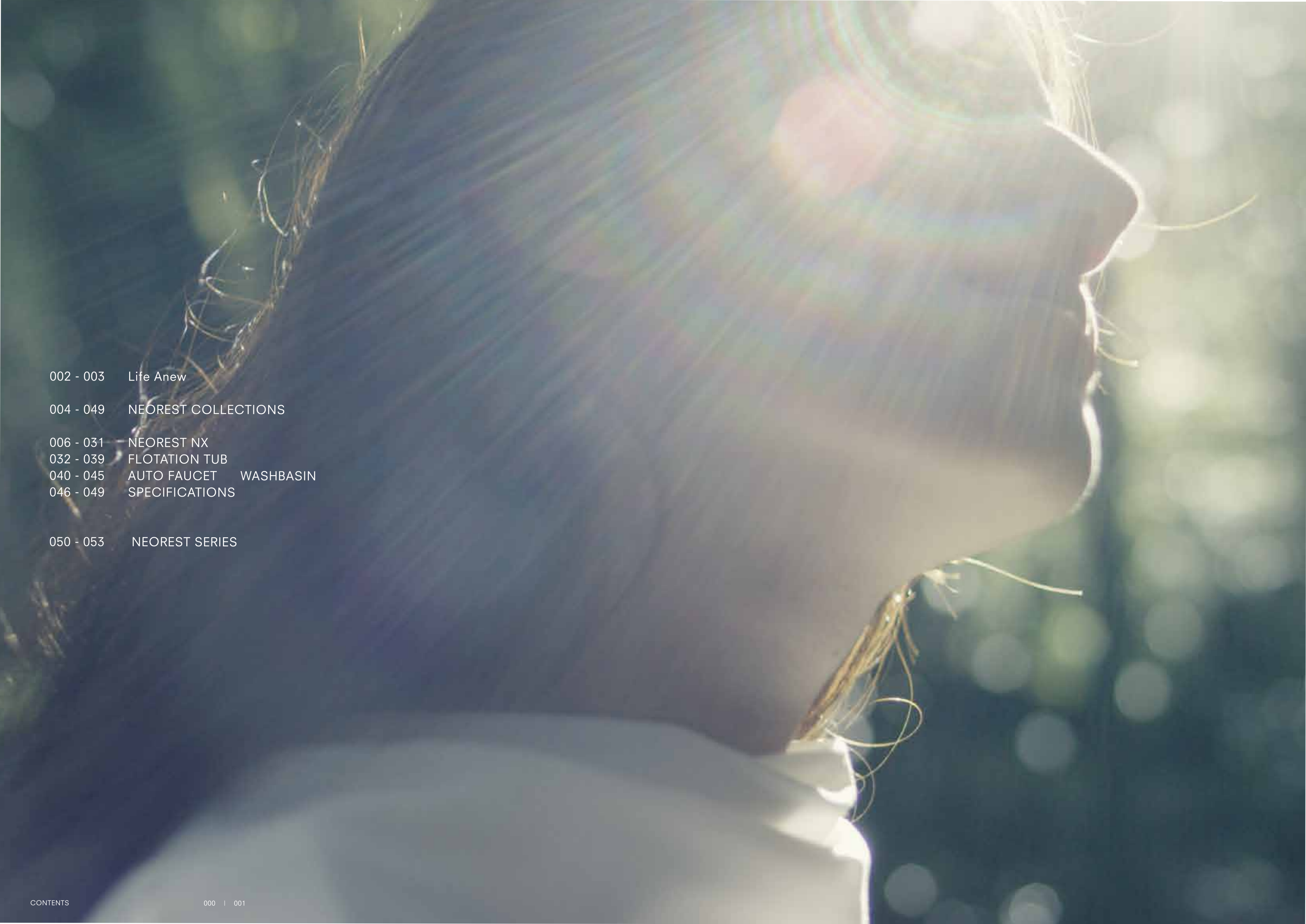


# NEOREST

[asia.toto.com](http://asia.toto.com)

**TOTO**

Life Anew



|           |                       |
|-----------|-----------------------|
| 002 - 003 | Life Anew             |
| 004 - 049 | NEOREST COLLECTIONS   |
| 006 - 031 | NEOREST NX            |
| 032 - 039 | FLOTATION TUB         |
| 040 - 045 | AUTO FAUCET WASHBASIN |
| 046 - 049 | SPECIFICATIONS        |
| 050 - 053 | NEOREST SERIES        |

Things you use every day.  
Created for a new way of living.

For over 100 years, TOTO has pursued the path  
of science and advanced technology to design a world of comfort  
in the most important spaces in your home.

Beyond mere aesthetics. Beyond simple creature comforts.  
Our enduring mission—pursued with zeal  
and not beholden to quaint traditions—is to turn  
daily rituals into richly satisfying experiences  
and to make this new way of living available to all.

Based on wellness science, the ultimate use of materials,  
and maximizing the effectiveness of water,  
TOTO technologies are relentlessly perfected to rejuvenate and replenish.  
To liberate from stress and unburden the environment.  
To support good health and sustain longer lives.

For body and mind in ways that awaken the imagination.  
To bring to your life every day the promise of tomorrows better lived.

# Life Anew

**TOTO**

Time Space Harmony



NEOREST NX

# NEOREST NX



AUTO FUNCTIONS



AIR-IN WONDER-WAVE



ACTILIGHT



HEATED SEAT



RIMLESS



PREMIST



DRYER



EWATER+



DEODORIZER



CEFIONTECT



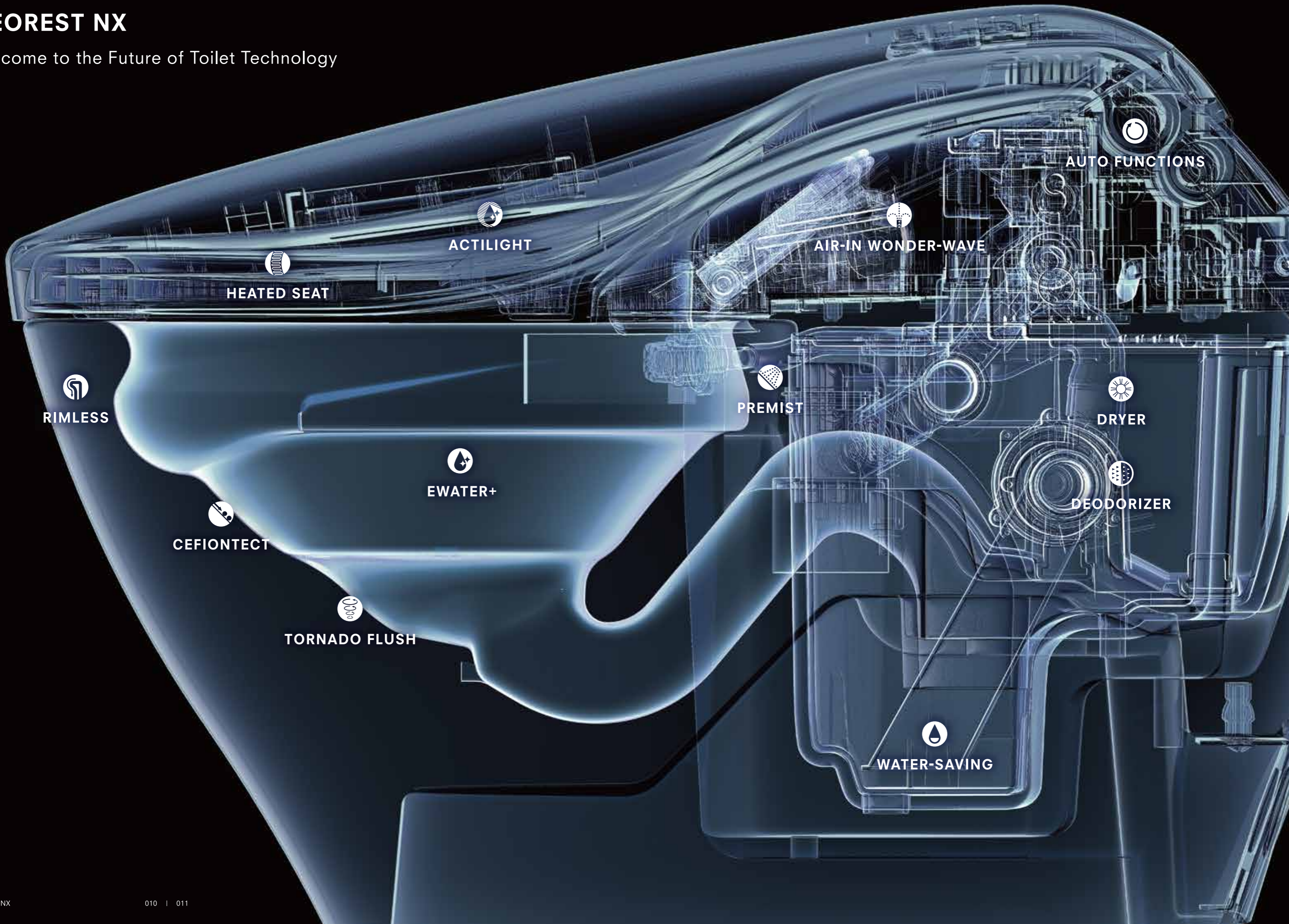
TORNADO FLUSH



WATER-SAVING

# NEOREST NX

Welcome to the Future of Toilet Technology



RIMLESS

HEATED SEAT

ACTILIGHT

CEFIONTECT

TORNADO FLUSH

EWATER+

PREMIST

AIR-IN WONDER-WAVE

WATER-SAVING

AUTO FUNCTIONS

DRYER

DEODORIZER

Every moment of every day,  
enjoy the cleanliness and comforts of  
Life Anew.

Constantly at work, automated technologies keep surfaces hygienic and maintain  
a place that is inviting and comfortable to use.





Your toilet reappears clean  
anew every time.



EWATER+

TOTO TOILET TECHNOLOGIES:

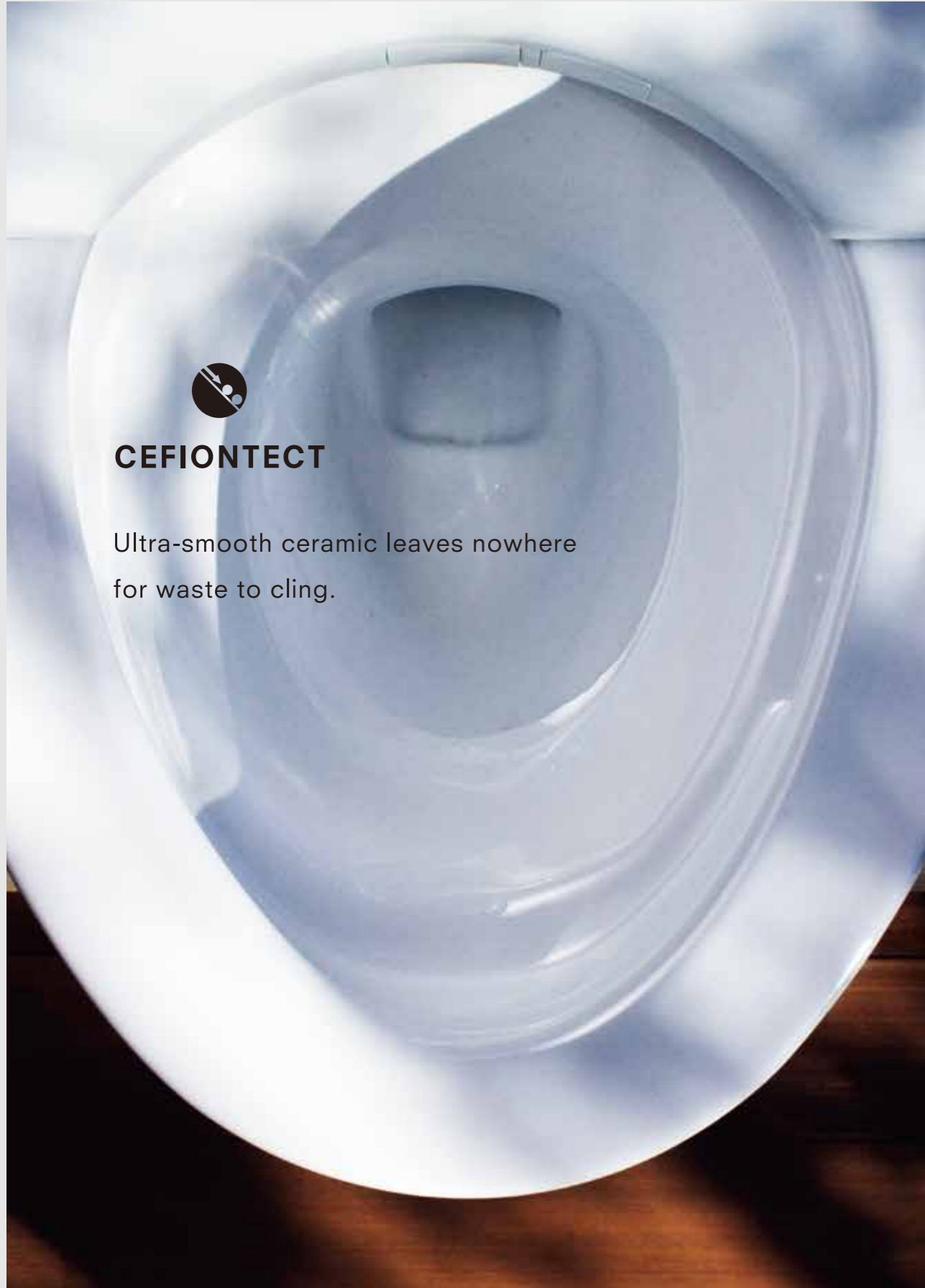
CLEAN SYNERGY



CEFIONTECT



TORNADO FLUSH



## CEFIONTECT

Ultra-smooth ceramic leaves nowhere for waste to cling.

CEFIONTECT is an ultra-smooth ceramic glaze that coats the toilet bowl. Its microscopic surface ridges are far smaller than waste particles, leaving no place for waste to gain a foothold. Extremely durable, CEFIONTECT is designed for enduring beauty and cleanliness.




Enlarged sectional image of toilet surface

### Eliminating the microscopic gaps where waste hides

Conventional ceramic may appear perfectly smooth to the eyes, but has gaps where waste, mold and bacteria hide. At just one millionth of a millimeter, CEFIONTECT's surface ridges are much tinier than waste particles.

### What makes CEFIONTECT so durable?

Glass layers are burned onto conventional glaze, making CEFIONTECT an extremely durable material.



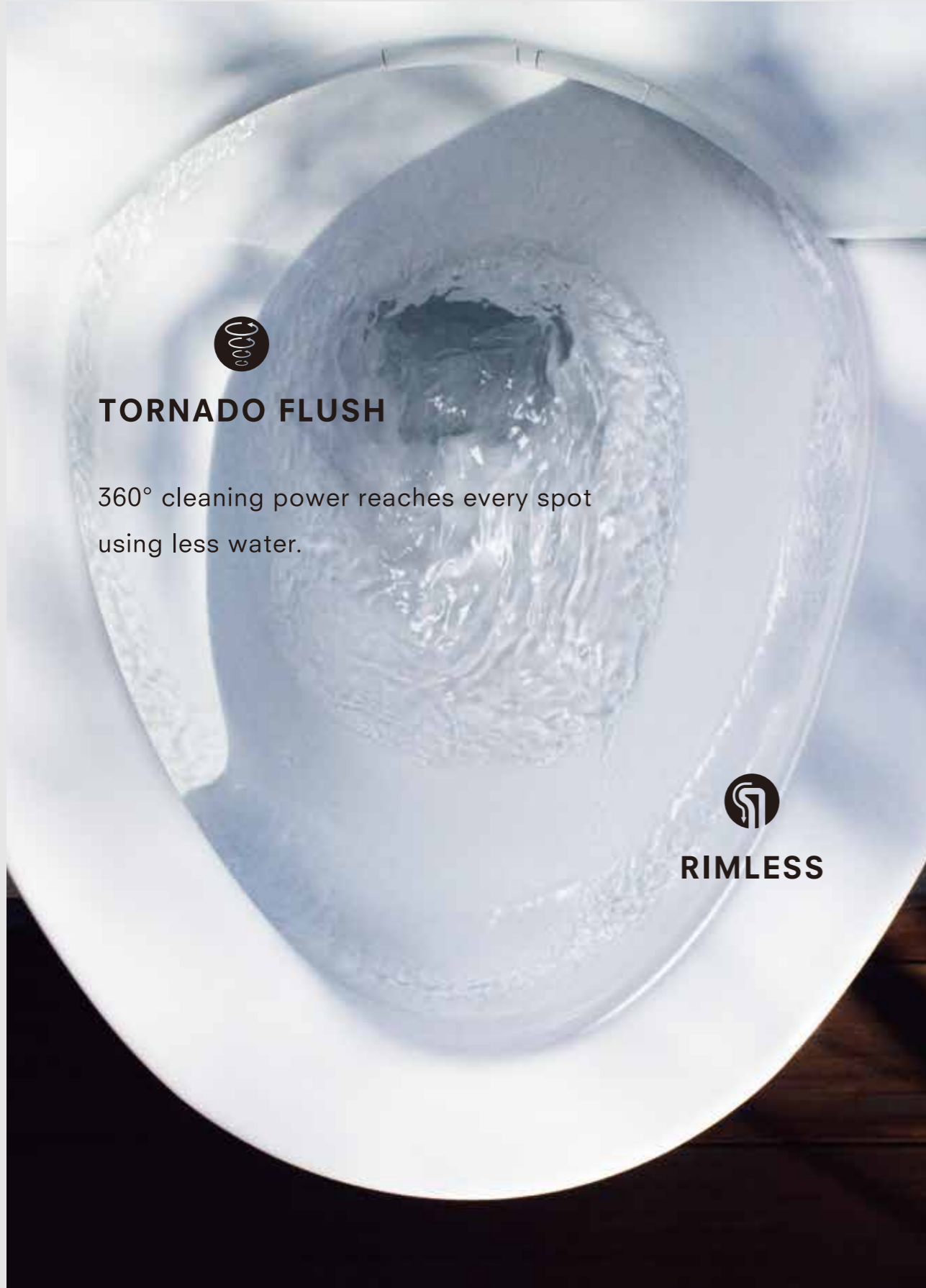
CEFIONTECT toilet micrograph \*1µm=0.001mm



Hydrophil ceramic surface images (CEFIONTECT)

### Water has a strong affinity to CEFIONTECT

Hydrophilic describes organisms and materials that attract water. CEFIONTECT is hydrophilic. Water spreads easily over the toilet bowl, so waste particles easily wash away.



### **TORNADO FLUSH**

360° cleaning power reaches every spot using less water.



### **RIMLESS**

TORNADO FLUSH not only cleans more effectively, it does so quietly using less water. Powerful streams of water merge and swirl 360 degrees, washing every spot inside the RIMLESS toilet bowl.



Thoroughly washes where waste accumulates most easily

Tornado Flush powerfully ejects a stream of water from a spout near the rear of the toilet bowl, which is where waste accumulates most easily, thoroughly cleansing this area and then washing the entire bowl.

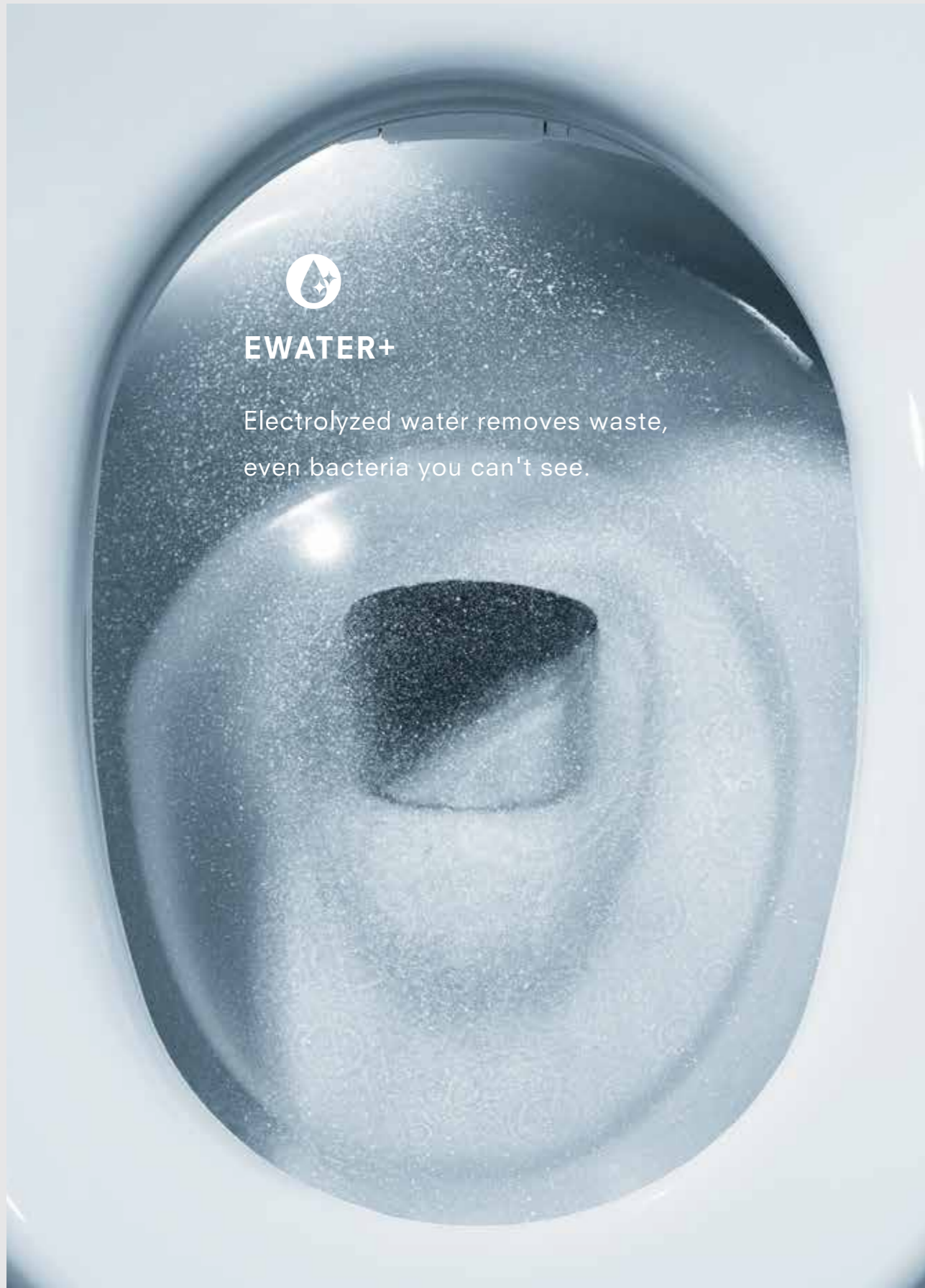
### TOTO's unique RIMLESS design

The unique RIMLESS design not only leaves no place for waste and germs to hide. It also makes for a much easier to clean toilet.



### Water conservation at its most powerful

Tornado Flush's dynamic whirlpool is extremely effective and consumes just 3.8L of water.



EWATER+ is a type of antibacterial water that sanitizes the wand and toilet bowl where waste and bacteria tend to accumulate and produce stains that can become permanent. Using no chemicals or cleaning agents, EWATER+ provides peace of mind every day that microscopic bacteria has no place to hide.

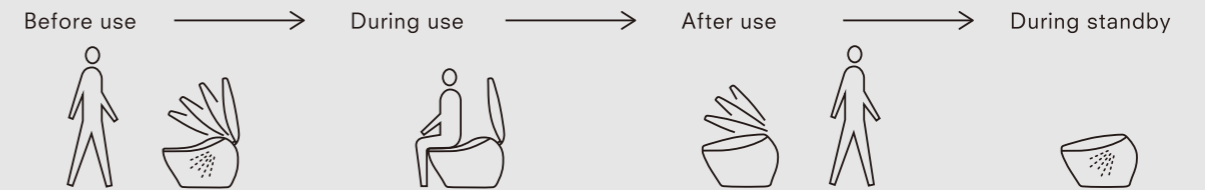
### How EWATER+ cleans

PREMIST, a fine mist of ordinary water, is sprayed inside the toilet

Since waste is less able to adhere to a wet surface, it is more easily washed away

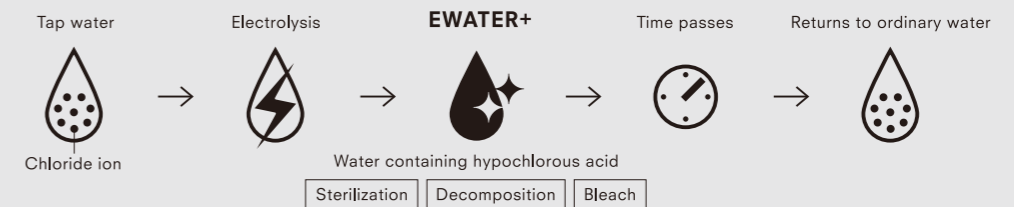
EWATER+ is applied to sanitize the wand and toilet bowl and remove waste

EWATER+ is automatically sprayed 8 hours after the last use to inhibit bacterial growth



### What is EWATER+?

Produced by electrolysis of the chloride ion in tap water, EWATER+ is a highly effective sanitizer. It is completely free of chemicals and cleaning agents. Over time EWATER+ returns to its original state of ordinary water, making it completely environmentally friendly.





# ACTILIGHT

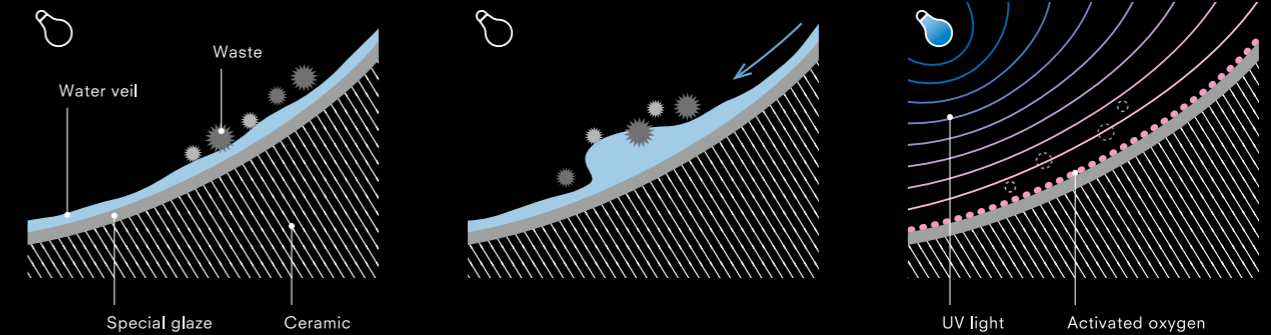
Photocatalytic glaze, the ultimate cleaning technology, has the natural power to decompose waste.



ACTILIGHT elevates toilet cleaning to an extraordinary new dimension. Comprising a bacteria-neutralizing ultraviolet light and a titanium dioxide-fired toilet bowl, which is available only with the NEOREST NX2, this extraordinary technology initiates a photocatalytic process that breaks down even microscopic waste particles.

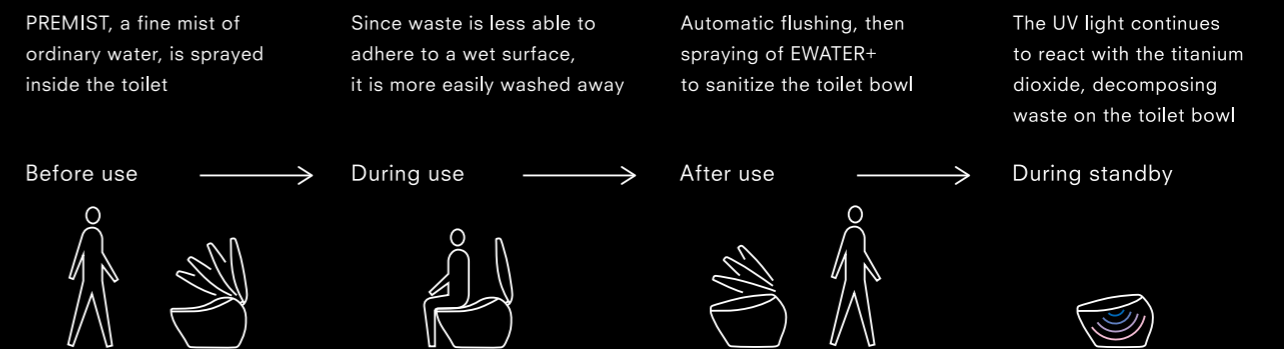
## State-of-the-art materials


Titanium dioxide attracts water to the surface of the toilet bowl, setting the stage for photocatalysis. The toilet bowl's photocatalytic glaze layer also contains zirconium oxide, which provides its extreme durability.



## Operates 24 hours a day to maintain hygienic conditions

The photocatalytic process with UV light and titanium dioxide produces activated oxygen from the ambient oxygen and water molecules, which further breaks down organic waste and reduces the food source that microbes feed on.





Hygienic washing with WASHLET does what wiping with toilet paper can't: leave you feeling clean and comfortable.

WASHLET™ TECHNOLOGIES

Life-changing. That's how people describe WASHLET technology.

Once you experience the daily comfort and sense of well-being that comes from clean washing, it doesn't feel possible to go back to just cleaning yourself with toilet paper.

From the soothing, hygienic stream of warm water, you feel Life Anew.



## AIR-IN WONDER-WAVE

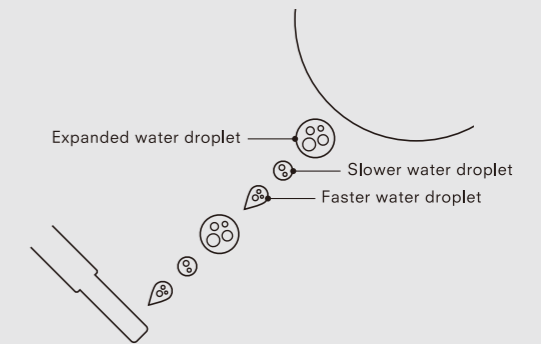
The precise, pleasant,  
air rich stream keeps you clean.  
And it's always pleasantly warm.



AIR-IN WONDER-WAVE is WASHLET technology that uses air rich water droplets to produce a more comfortable washing sensation and deliver more thorough cleansing with less water consumption. Even more, water is warmed instantly as needed, so you need never worry about running out of warm water.

### How AIR-IN WONDER-WAVE works

As water is fired at different speeds, small droplets collide with larger ones, combining and expanding as the droplets fill with more air. The injection of air enlarges water droplets by around 30%.




Select the type of cleansing  
you desire each time.


Rear cleansing



Soft rear cleansing



Front cleansing



Wide front cleansing





Before and after each use, WASHLET wand automatically sanitizes itself with antibacterial EWATER+. This thorough cleaning occurs inside the wand as well as all around the exterior. Even when the toilet is not being used, the wand periodically cleans itself to ensure constant hygienic conditions.

Antibacterial self-cleaning inside the mechanism, too

Sanitizing the wand's exterior with EWATER+



Sanitizing all the wand's interior water passageways with EWATER+



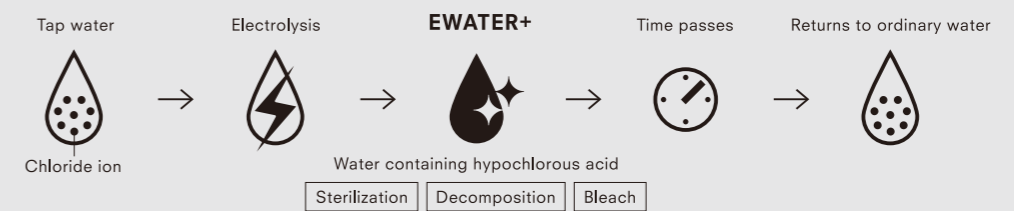
Easy to wipe clean

The wand is made of high-quality dirt-resistant resin. Although the self-cleaning wand maintains sanitary conditions, you will appreciate how easily it wipes clean.



What is EWATER+?

Produced by electrolysis of the chloride ion in tap water, EWATER+ is a highly effective sanitizer. It is completely free of chemicals and cleaning agents. Over time EWATER+ returns to its original state of ordinary water, making it completely environmentally friendly.





## AUTOMATED HOSPITALITY



WASHLET has many automated functions that keep your everyday life clean and comfortable.



### AUTO OPEN / CLOSE LID

Eliminating the need to touch the toilet surfaces, the lid automatically opens and closes when the toilet is approached and departed.

### AUTO FLUSH

No need to touch buttons or handles and never worry about someone forgetting to flush — it's automatic after each use.



### INSTANT HEATED SEAT

The toilet seat immediately warms when the toilet is approached, ensuring a warm comfortable seat any time.

### DEODORIZER

Highly effective deodorizing automatically takes place inside the toilet bowl both during and immediately after use, leaving no disturbing odors.



### SOFT LIGHT

Subdued lighting switches on when the toilet is approached, so users do not have to disturb themselves at night with a bright bathroom light.


A woman is relaxing in a large, white, oval-shaped flotation tub. She is lying on her back with her arms crossed and eyes closed. The tub is filled with water, and steam is rising from it. The tub is set on a wooden deck. Several lit candles are placed around the tub, and string lights are visible in the background. The scene is dimly lit, creating a relaxing and serene atmosphere.

FLOTATION TUB



## ZERO DIMENSION

Afloat, calm,  
immersed in the meditative moment of relaxation.



### The posture of an astronaut resting in space

ZERO DIMENSION bathing brings freedom from gravity, releasing stress on joints and encouraging ultimate relaxation.

### The brain in a state of tranquility

Research has shown that the ZERO DIMENSION bathing posture reduces activity in the part of the brain that houses the language function. This is the reason Zero Dimension bathing feels calming and relaxing.



Graphic image



## HYDROHANDS

Deeply stimulating water massage gives the feeling of real hands kneading tired muscles.

HYDROHANDS is a dynamic water massage that flows randomly around targeted muscles to release tension. This powerful, constantly-moving stream gives the stimulating sensation of a masseuse's hands at work. Free of air bubbles and noise, HYDROHANDS encourages a deep sense of relaxation.

### Different from a jet bath

HYDROHANDS propels powerful water currents without air bubbles, delivering a firmer "touch" to the body. The water flow is soundless.



### HYDROHANDS is especially effective in a Flotation Tub

In the Zero Dimension bathing position where body and mind are drawn toward to a meditative state, the stimulating water massage encourages even deeper relaxation.



HYDROHANDS targets low back muscles that commonly fatigue from daily activity.

HYDROHANDS will also provide a stimulating foot massage.





Exclusive features make every bath a luxurious occasion.

### NECK BATH

With variable pillow positions ensuring stability, people of all body shapes can enjoy the warmth of the bath from above the shoulders to the neck.

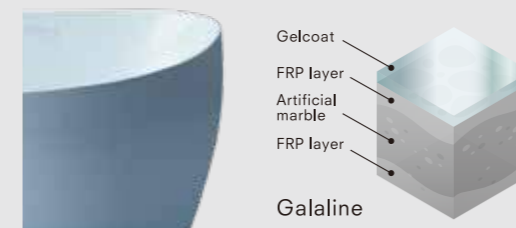


### AIR-JET

Fluctuating streams of air bubbles rise from below and envelop the body with a soothing sensation.

### LED LIGHTING

In the outer perimeter of the tub's base, LED LIGHTING supplies a dream-like ambience.



### GALALINE MATERIAL

Offering outstanding durability, the tub is made of GALALINE artificial marble and constructed using TOTO's innovative sandwich configuration.

### CONTROLLER

The electrostatic CONTROLLER is operated by the slightest touch.



AUTO FAUCET  
WASHBASIN



WASHBASIN



## SOFT FLOW

From the graceful design comes  
a touch of water most gentle.

The precisely balanced streams of water from SOFT FLOW faucets touch the skin gently, causing almost no spatter as you wash your hands. The feeling is soft, lustrous and enriching. Sensor-operation eliminates the need for levers or buttons to touch.

### More than clean, beautiful

SOFT FLOW's translucent streams of water are exquisitely beautiful to the eye.




### Splash-free handwashing

Even as the water completely envelops the palms, there is little to no splatter of droplets.

### Hands-free operation

SOFT FLOW has sensors both for opening and closing the spout and for switching between hot and cold water. Simply waving the hand over the sensor operates it.





**LINEARCERAM**

Exquisitely thin  
is the next dimension of beauty.




**CEFIONTECT**

LINEARCERAM's thin design harmonizes with any space. Although eye-catchingly thin, it is also extremely strong. Sophisticated and inviting to use, LINEARCERAM is a new paradigm in bathroom aesthetics.

To create a vessel of such exquisite thinness, TOTO developed an advanced form of proprietary ceramic.



Along the thinnest part of the ridge, LINEARCERAM is approximately half the depth of a conventional basin. At the same time, the material has almost twice the tensile strength.



CEFIONTECT clean

LINEARCERAM features TOTO's proprietary technology for preventing the adhesion of dirt and ensuring easy cleaning. CEFIONTECT has superior durability for long-term use.



# NEOREST NX



## NEOREST NX1

Size: W468 × D800 × H565mm

Water use: 3.8/3.0L

Body color: White

Remote control color:

● Brushed nickel, ● Silver



\*Metal parts are the same color as the remote control.



## NEOREST NX2

With exclusive option **ACTILIGHT** installed.

\*For details, refer to NEOREST SERIES (P050-P053).

● Brushed nickel ● French gold,

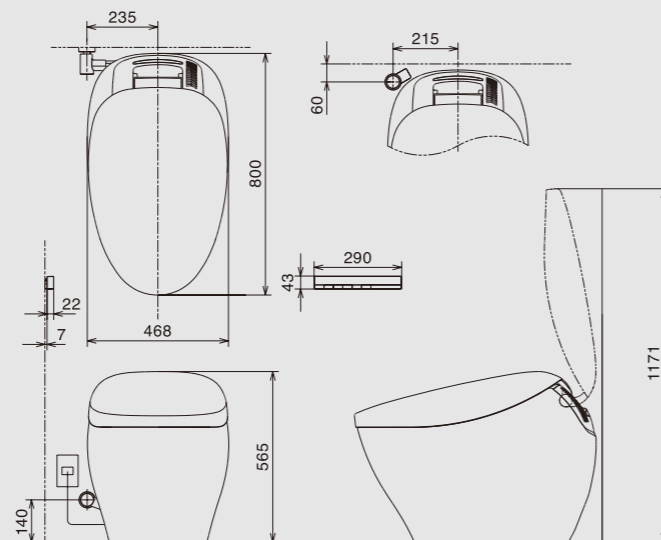
### PAPER HOLDER (STAND TYPE)

YH63SDT1

Size: W290 × D260 × H809mm

Color: ● Brushed nickel, ● Polished chrome

\*Please inquire for information on possible delivery dates.



Actual product code varies to different country regions. Please check with your sales coordinator for the actual product code

# FLOTATION TUB

## FLOOR-STANDING BATH & SHOWER SET



### FLOTATION TUB

PJYD2200PWE

Size: W2200 × D1050 × H780mm

Capacity: 293L

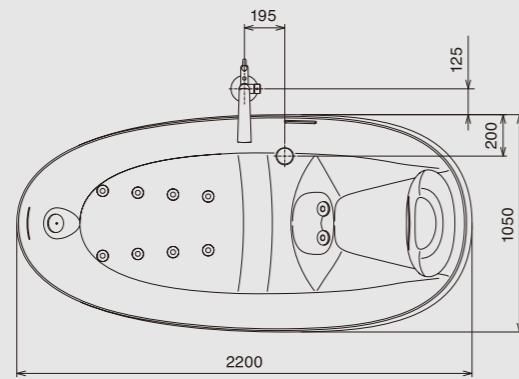
Material: Galaline

Color: White

Neck bath, Air-jet, LED Lighting



\*Please inquire for information on possible delivery dates.



### FLOOR-STANDING BATH & SHOWER SET

TBP01301A#BN + TBN01105B(Brushed Nickel)

TBP01301A#PC + TBN01105B(Polished Chrome)

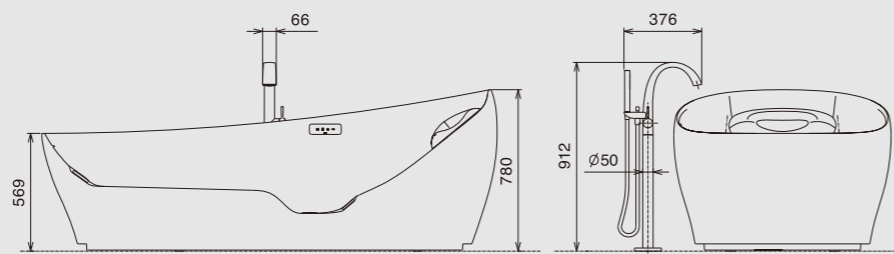
Size: W66 × (D376) × H912mm

Capacity: 293L

Color: Brushed nickel, Polished chrome



\*Please inquire for information on possible delivery dates.



Actual product code varies to different country regions. Please check with your sales coordinator for the actual product code

# AUTO FAUCET

## WASHBASIN



### AUTO FAUCET

TLP01701J#BN + TLP01702S(Brushed Nickel)

TLP01701J#PC + TLP01702S(Polished Chrome)

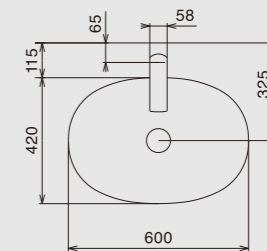
Size: W58 × D189 × H236mm

Flow rate: 3L/min

Color: Brushed nickel, Polished chrome



\*Please inquire for information on possible delivery dates.



### WASHBASIN

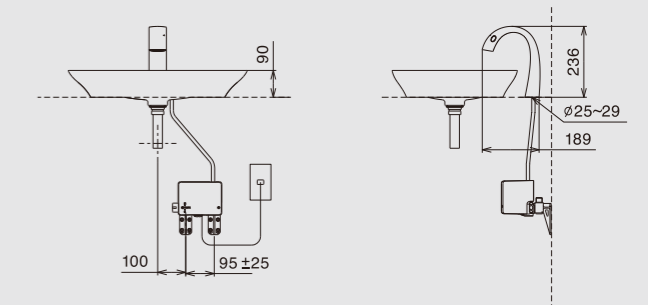
L4706E

Size : W600 × D420 × H90mm

Color : White



\*Please inquire for information on possible delivery dates.



Actual product code varies to different country regions. Please check with your sales coordinator for the actual product code

# NEOREST SERIES



## NEOREST NX2

CS901KVT  
CS901VT  
Size : W468 × D800 × H565mm  
Rough-in : 305mm  
Water Use : 3.8/3.0L  
Body Color : White  
Remote Control Color : Brushed Nickel, French Gold



## NEOREST NX1

CS900KVT  
CS900VT  
Size : W468 × D800 × H565mm  
Rough-in : 305mm  
Water Use : 3.8/3.0L  
Body Color : White  
Remote Control Color : Brushed Nickel, Silver



## NEOREST XH2

CW993VA / TCF993WA  
Size : W448 × D800 × H527mm  
Rough-in : 305mm  
Water Use : 3.8/3.0L  
Body Color : White  
Remote Control Color : Gold



## NEOREST LE2

CW996P / TCF996WA  
Size : W423 × D675 × H460mm  
Rough-in : H220mm  
Water Use : 4.5/3.0L  
Body Color : White  
Remote Control Color : Gold



## NEOREST XH1

CW992VA / TCF992WA  
Size : W448 × D800 × H527mm  
Rough-in : 305mm  
Water Use : 3.8/3.0L  
Body Color : White  
Remote Control Color : Silver



## NEOREST LE1

CW994P / TCF994WA  
Size : W423 × D675 × H460mm  
Rough-in : H220mm  
Water Use : 4.5/3.0L  
Body Color : White  
Remote Control Color : Silver



## NEOREST AH

CS985VA / TCF9786WA  
Size : W389 × D695 × H535mm  
Rough-in : 305mm  
Water Use : 3.8/3.0L  
Body Color : White  
Remote Control Color : Silver

## NEOREST AH

CS985PVA / TCF9786WA  
Size : W389 × D695 × H535mm  
Rough-in : H120-155mm (P-Trap)  
Water Use : 4.8/3.4L  
Body Color : White  
Remote Control Color : Silver



## NEOREST DH

CS988VT / TCF9575Z  
Size : W366 × D693 × H511mm  
Rough-in : 305mm  
Water Use : 3.8/3L  
Body Color : White  
Remote Control Color : Silver

## NEOREST DH



































CS988VT / TCF9575Z  
Size : W366 × D693 × H511mm  
Rough-in : H120-155mm (P-Trap)  
Water Use : 4.8/3.4L  
Body Color : White  
Remote Control Color : Silver



Actual product code varies to different country regions. Please check with your sales coordinator for the actual product code

Actual product code varies to different country regions. Please check with your sales coordinator for the actual product code

# NEOREST SERIES OVERVIEW OF NEOREST FUNCTIONS

| PRODUCT MODEL   | NEOREST NX2   | NEOREST NX1  | NEOREST XH2   |   | NEOREST LE2   | NEOREST XH1   | NEOREST LE1   | NEOREST AH  | NEOREST DH  |
|---|---|--|---|---|---|---|---|---|---|
| PRODUCT CODE  | CS901KVT<br>CS901VT   | CS900KVT<br>CS900VT  | CW993VA / TCF993WA  |   | CW996P / TCF996WA   | CW992VA / TCF992WA  | CW994P / TCF994WA   | CS985VA / TCF9786WA<br>CS988PVA / TCF9786WA   | CS988VT / TCF9575Z<br>CS988PVT / TCF9575Z   |
| PRODUCT IMAGE   |    |    |          |   |          |            |            |            |            |
| REMOTE CONTROL  | <br>Brushed Nickel<br><br>French Gold | <br>Brushed Nickel<br><br>Silver | <br>Gold |   | <br>Gold | <br>Silver | <br>Silver | <br>Silver | <br>Silver |
| WATER USE   | 3.8/3.0L  | 3.8/3.0L   | 3.8/3.0L  |   | 4.5/3.0L  | 3.8/3.0L  | 4.5/3.0L  | 3.8/3.0L / 4.5/3.0L   | 3.8/3.0L / 4.8/3.4L   |
| HYGIENE FUNCTIONS   |  ACTILIGHT   | ●  | —   | ● | ●   | —   | —   | —   | —   |
|   |  EWATER+   | ●  | ●   | ● | ●   | ●   | ●   | ●   | ●   |
|   |  TORNADO FLUSH   | ●  | ●   | ● | ●   | ●   | ●   | ●   | ●   |
|   |  CEFIONTECT  | ●  | ●   | ● | ●   | ●   | ●   | ●   | ●   |
|   |  RIMLESS   | ●  | ●   | ● | ●   | ●   | ●   | ●   | ●   |
|   |  PREMIST   | ●  | ●   | ● | ●   | ●   | ●   | ●   | ●   |
|   |  SELF-CLEANING WAND  | ●  | ●   | ● | ●   | ●   | ●   | ●   | ●   |
|   | Clean Seat  | ●  | ●   | ● | ●   | ●   | ●   | ●   | ●   |
|   | Clean Wand  | ●  | ●   | ● | ●   | ●   | ●   | ●   | ●   |
|   | Antibacterial Feature   | ●  | ●   | ● | ●   | ●   | ●   | ●   | ●   |
| CLEANSING FUNCTIONS   |  AIR-IN WONDER-WAVE  | ●  | ●   | — | —   | —   | —   | —   | —   |
|   | Rear Cleansing  | ●  | ●   | ● | ●   | ●   | ●   | ●   | ●   |
|   | Rear Soft Cleansing   | ●  | ●   | ● | ●   | ●   | ●   | ●   | ●   |
|   | Front Cleansing   | ●  | ●   | ● | ●   | ●   | ●   | ●   | ●   |
|   | Wide Front Cleansing  | ●  | ●   | ● | ●   | ●   | ●   | ●   | ●   |
|   | Oscillating Cleansing   | ●  | ●   | ● | ●   | ●   | ●   | ●   | ●   |
|   | Pulsating Cleansing   | ●  | ●   | ● | ●   | ●   | ●   | ●   | ●   |
|   | Water Pressure Control  | ●  | ●   | ● | ●   | ●   | ●   | ●   | ●   |
|   | Wand Position Adjustment  | ●  | ●   | ● | ●   | ●   | ●   | ●   | ●   |
|   |  AUTO OPEN / CLOSE LID   | ●  | ●   | ● | ●   | ●   | ●   | ●   | ●   |
|  AUTO FLUSH          | ●   | ●  | ●   | ● | ●   | ●   | ●   | ●   |   |
|  INSTANT HEATED SEAT | ●   | ●  | —   | — | —   | —   | —   | —   |   |
|  HEATED SEAT         | ●   | ●  | ●   | ● | ●   | ●   | ●   | ●   |   |
|  DRYER               | ●   | ●  | ●   | ● | ●   | ●   | ●   | ●   |   |
|  DEODORIZER          | ●   | ●  | ●   | ● | ●   | ●   | ●   | ●   |   |
|  Soft Light          | ●   | ●  | ●   | ● | ●   | ●   | ●   | —   |   |
| Energy Save Timer   | ●   | ●  | ●   | ● | ●   | ●   | ●   | ●   |   |
|  Auto Energy Saver   | ●   | ●  | ●   | ● | ●   | ●   | ●   | ●   |   |

Actual product code varies to different country regions. Please check with your sales coordinator for the actual product code